

6

5

4

3

2

1

REVISION

ZONE	REV	DESCRIPTION	DATE	CHANGED BY	APPROVED
	A	INITIAL RELEASE	09/20/2024	HBAKKE	GUTTADAURO

F

E

D

C

B

A

LENGTH

E GREEN

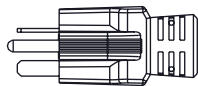


L BLACK

N WHITE

N6-20P MALE
CONNECTOR
NICKEL PLATED PINS

2X IRON HOOP, MOLDED HOOD,
PVC, YELLOW



SJTOW 10AWG X 3C CABLE
105°C, PVC, YELLOW

OPTIONAL LABELS
SEE NOTE 6

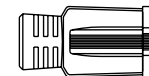
E GREEN



N WHITE

L BLACK

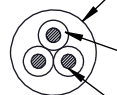
N6-20R FEMALE
CONNECTOR
NICKEL PLATED PINS



JACKET: OD: $.575 \pm 0.01$ [14.6 \pm 0.3]

INSULATION: OD: $.205 \pm 0.008$ [5.2 \pm 0.2]

CONDUCTOR: 10AWG X 3C



NOTES:

1. DIELECTRIC VOLTAGE WITHSTAND TEST: 1500V / 1 SEC.
2. CONDUCTOR RESISTANCE: 3.58Ω/1000M AT 20°C.
3. CABLE VOLTAGE RATING: AC 300V AT 20°C.
4. CABLE ASSEMBLY RATED FOR 250V/20A.
5. CABLE MARKING : (ETL) US 3176559 SJTOW 3X10AWG 105°C -50°C 300V VW-1 C(ETL) SJTOW 3X5.26mm² (10AWG) FT2 / (ETL) US 5019033 SJTOW 3X10AWG 105°C -50°C 300V VW-1 C(ETL) SJTOW 3X5.26mm² (10AWG) FT2.
6. OPTIONAL LABELS MAY INCLUDE UL, CURRENT AND/OR WARNING.
7. CABLE ASSEMBLY SHALL BE TESTED FOR CONTINUITY.
8. CABLE ASSEMBLY SHALL BE INDIVIDUALLY PACKAGED.

REGULATORY COMPLIANCE:

EU RoHS DIRECTIVE (MOST RECENT RELEASED VERSION)

THE INFORMATION CONTAINED IN THIS DRAWING IS THE SOLE PROPERTY OF INFINITE ELECTRONICS, INC. ANY REPRODUCTION IN PART OR WHOLE WITHOUT THE WRITTEN PERMISSION OF INFINITE ELECTRONICS, INC. IS PROHIBITED. THESE COMMODITIES, TECHNOLOGY OR SOFTWARE WERE EXPORTED FROM THE UNITED STATES IN ACCORDANCE WITH THE EXPORT ADMINISTRATION REGULATIONS. DIVERSION CONTRARY TO U.S. LAW PROHIBITED.

6

5

4

3

2

1

ITEM NO

LENGTH

METERS

FEET

TTA00065-25F

7.62

25

UNLESS OTHERWISE SPECIFIED
LEADING DIMENSIONS ARE INCHES
DIMENSIONS IN [] ARE MILLIMETERS

TOLERANCES:
X = ± 2 [5] FRACTIONS
.XX = ± 0.02 [0.5] $\pm 1/32$
.XXX = ± 0.005 [0.13] ANGLES $\pm 1^\circ$

CABLE LENGTH TOLERANCES:
 ≤ 12 [305] = ± 1 [25] / -0
 >12 [305] ≤ 60 [1524] = ± 2 [51] / -0
 >60 [1524] ≤ 120 [3048] = ± 4 [102] / -0
 >120 [3048] ≤ 300 [7620] = ± 6 [152] / -0
 >300 [7620] = $\pm 5\%$ / -0

ALL DIMENSIONS ARE FOR REFERENCE ONLY
AND SUBJECT TO CHANGE WITHOUT NOTICE.
UN-DIMENSIONED/NON-CRITICAL FEATURES
MAY VARY IN SIZE AND LOCATION
COLORS MAY VARY



Website: www.Transtector.com
Phone: 1.800.882.9110 | 1.208.635.6400



INTERPRET ALL DIMENSIONS AND
TOLERANCES PER ASME Y14.5

SCALE SHEET
NONE 1 OF 1

DESCRIPTION

N6-20P - N6-20R, SJTOW, YEL

SIZE	CAGE CODE	DRAWN BY	ITEM NO.	REV
A	30992	HBAKKE	TTA00065	A