

Installation Instructions

CCTV-PTZ Series



800.882.9110 | 208.772.8515 | www.transtector.com

an INFINITI[®] company

Warning

1. These products are intended for indoor use only on closed circuit television systems.

Thank you for your recent purchase of our surge protection solution. Your satisfaction with our product and service is important to us. If you have any questions, comments or concerns, please contact us at 800.882.9110 or visit our website at www.transtector.com. We look forward to continuing to serve your protection needs.

Installation Instructions

CCTV-PTZ Series

1. Mounting the CCTV-PTZ Series (See Figure 1)

1.1 Mount suppressor as close to protected equipment as possible.

2. Wiring the CCTV-PTZ (See Figure 2)

2.1 The CCTV-PTZ is designed to protect one coax video signal and 24V Power + 2 Wire Data.

2.2 The power ground must be connected to provide coax protection.

3. Wiring the CCTV-PTZ-4 (See Figure 3)

3.1 The CCTV-PTZ-4 is designed to protect one coax video signal and 4 Wire Data.

3.2 One of the four common grounds must be connected to a ground to provide coax protection.

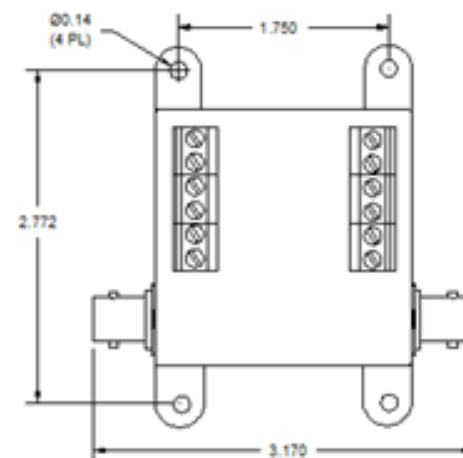


FIGURE 1

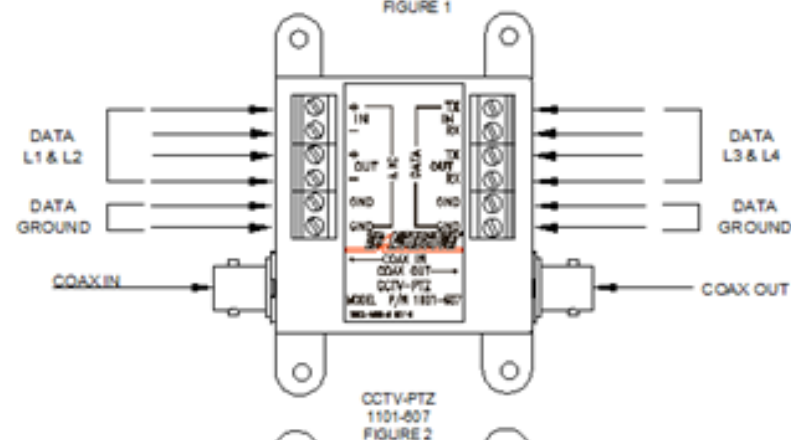


FIGURE 2

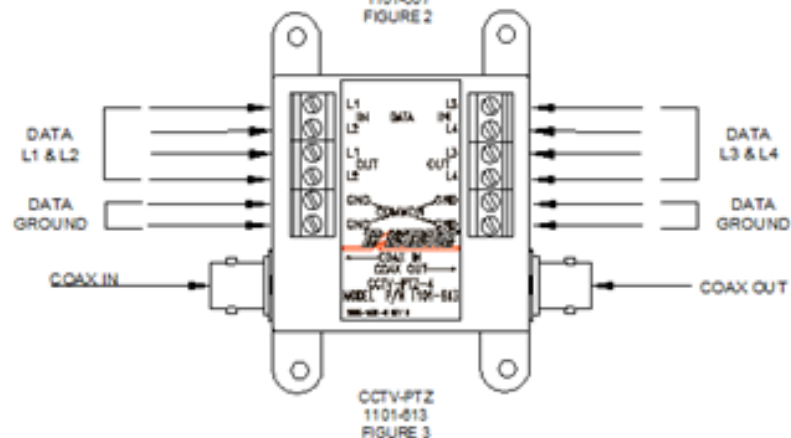


FIGURE 3