

6

5

4

3

2

1

F

E

D

C

B

A

F

E

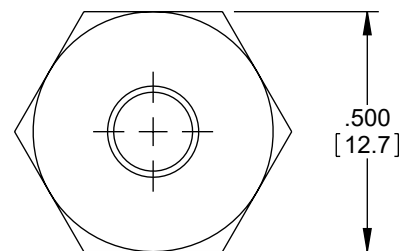
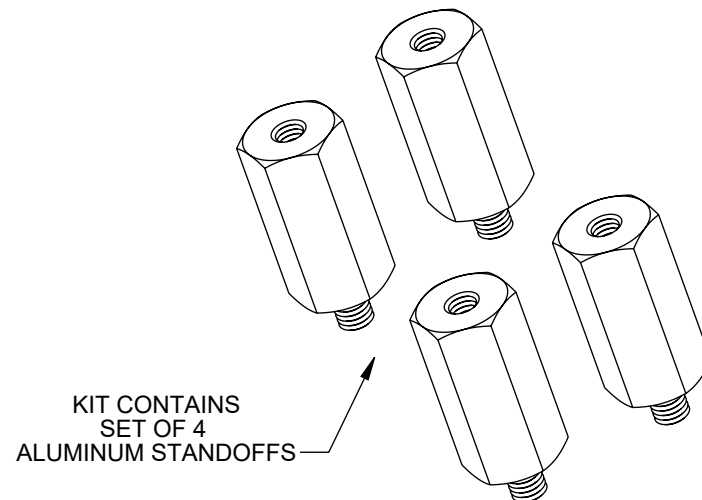
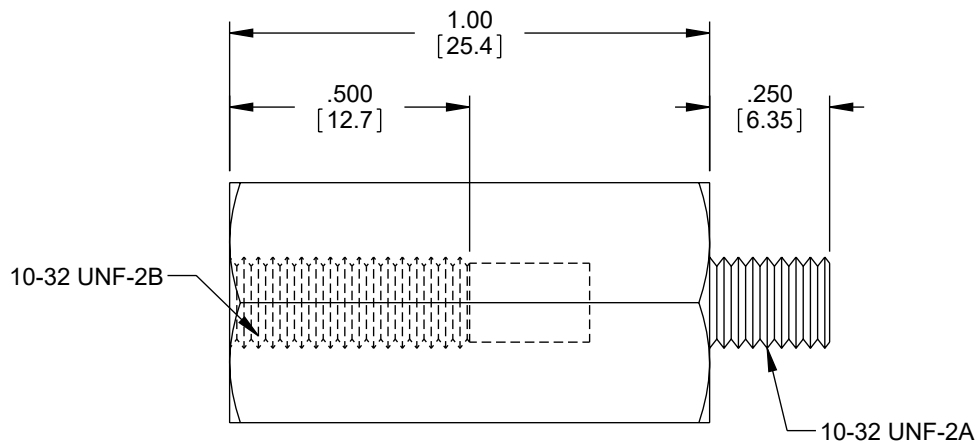
D

C

B

A

REVISION					
ZONE	REV	DESCRIPTION	DATE	CHANGED BY	APPROVED
	A	INITIAL RELEASE	11/10/2023	KGLEBOVA	THOUGHTON



NOTES:

1. PACKAGING:
COMPONENT SHALL BE PACKAGED AS A SET OF (4)
IN ACCORDANCE WITH SPECIFICATION PKG-00012

REGULATORY COMPLIANCE:
EU RoHS DIRECTIVE (MOST RECENT RELEASED VERSION)

THE INFORMATION CONTAINED IN THIS DRAWING IS THE SOLE PROPERTY OF INFINITE ELECTRONICS, INC. ANY REPRODUCTION IN PART OR WHOLE WITHOUT THE WRITTEN PERMISSION OF INFINITE ELECTRONICS, INC. IS PROHIBITED. THESE COMMODITIES, TECHNOLOGY OR SOFTWARE WERE EXPORTED FROM THE UNITED STATES IN ACCORDANCE WITH THE EXPORT ADMINISTRATION REGULATIONS. DIVERSION CONTRARY TO U.S. LAW PROHIBITED.

6




5

4

3

2

1

UNLESS OTHERWISE SPECIFIED LEADING DIMENSIONS ARE INCHES DIMENSIONS IN [] ARE MILLIMETERS		<div>TRANSTECTOR®</div> <div>an INFINIT@ brand</div> <div>Website: www.Transtector.com</div> <div>Phone: 1.800.882.9110 1.208.635.6400</div>		<div></div> <div>INTERPRET ALL DIMENSIONS AND TOLERANCES PER ASME Y14.5</div>	
TOLERANCES: <div>.X = ±.2 [5] .XX = ±.02 [0.5] .XXX = ±.005 [0.13]</div> <div>FRACTIONS ± 1/32 ANGLES ± 1°</div>				SCALE NONE	SHEET 1 OF 1
CABLE LENGTH TOLERANCES: ≤12 [305] = +1 [25] / -0 >12 [305] ≤ 60 [1524] = +2 [51] / -0 >60 [1524] ≤ 120 [3048] = +4 [102] / -0 >120 [3048] ≤ 300 [7620] = +6 [152] / -0 >300 [7620] = +5% / -0		DESCRIPTION 1 INCH HIGH HEX ALUMINUM STANDOFF - 4-PACK			
ALL DIMENSIONS ARE FOR REFERENCE ONLY AND SUBJECT TO CHANGE WITHOUT NOTICE. UN-DIMENSIONED/NON-CRITICAL FEATURES MAY VARY IN SIZE AND LOCATION COLORS MAY VARY		SIZE A	CAGE CODE 30992	DRAWN BY KGLEBOVA	ITEM NO. TEFA-0003
					REV A