

AC Surge Protector SPD I2R-75K DIN-Rail 277 Vac Single-Phase MOV 75 kA, UL 1449 5th Ed. Type 1 and Type 2, TAA



I2R-75KS277

Features

- UL1449 5th Ed. Type 1/Type 2
- High Capacity MOV Protection
- Visual Suppression Status Indicator
- Dry Contact Remote Annunciation Terminals
- Replaceable Module I2R-75KR277
- Wire and Comb Busbar Wiring Terminals
- Reversible Chassis for Top or Bottom Wiring
- DIN-Rail Mount
- No External Backup Fuses Required

Applications

- Electrical Panelboards
- Industrial Automation
- Communications Base Stations
- IT & Data Centers
- Switchgear
- Motor Control Centers
- Automatic Transfer Switches
- Wastewater Treatment
- Oil & Gas
- LED Lighting
- Schools
- Hospitals
- Small Cells
- Intelligent Traffic Systems

Description

AC surge protector (also known as SPD or lightning protector) I2R-75KS277 from Transtector is a UL1449 5th Ed. Type 1/Type 2 DIN-Rail style SPD that utilizes state of the art MOV technology to protect critical equipment that operates on a 277 Vac Single-Phase electrical service. This surge protector provides effective protection against electrical transient surges that are generated both by external lightning events and by internal switching events and supports long-term system reliability by safely shunting high amounts of transient energy while maintaining a very low clamping voltage. Transtector AC surge protectors are available in stock with same day shipping.

Electrical Specifications

Description	Minimum	Typical	Maximum	Units
Service Voltages		277		Vac
Service Type		Single-Phase		
Frequency	50		60	Hz
Maximum Continuous Operating Voltage (MCOV)				
L - N			320	Vac

Surge Protection Specification

Description	Minimum	Typical	Maximum	Units
Surge Protection Technology		MOV		
Protection Modes		L-N		
8/20 μ s Surge Current			75	kA
Nominal Discharge Current Rating (In)		20		kA
VPR 8/20 μ s				
L - N			1,200	Vpk
Response Time			25	ns
SCCR (Short Circuit Current Rating)		200		kAIC

AC Surge Protector SPD I2R-75K DIN-Rail 277 Vac Single-Phase MOV 75 kA, UL 1449 5th Ed. Type 1 and Type 2, TAA



I2R-75KS277

Mechanical Specifications

Size		
Height	2.76 in	[70.1 mm]
Width	4 in	[101.6 mm]
Depth	0.69 in	[17.53 mm]
Weight	0.34 lbs	[154.22 g]
Housing Material and Plating	PA66 CT1; V-0	

Environmental Specifications

Temperature Range (Operational)	-40 to +85 deg C
Temperature Range (Storage)	-40 to +85 deg C
Environmental Protection Rating	IP 20
Humidity	95% non-condensing

Installation

Mount Type	DIN Rail
Service Wiring Terminal	#4 to #14 AWG
Status Indication Terminal	#16 to #22 AWG

Compliance Certifications

UL Compliant	Yes
Certifications	UL 1449 5th Ed. Type 1 and Type 2

Transtector Systems specializes in protection of highly sensitive, low voltage equipment through its patented, non-degrading silicon diode technology and custom filters. Our power quality expertise translates into a diverse product offering including AC, DC, and signal applications as well as integrated cabinets, power distribution panels and EMP hardened devices.

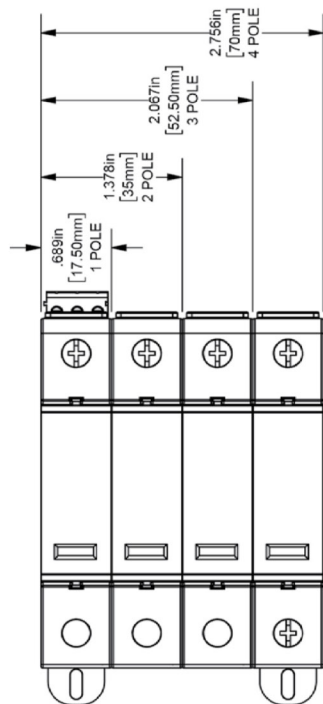
Click the following link (or enter part number in "SEARCH" on website) to obtain additional part information including price, inventory and certifications: [AC Surge Protector SPD I2R-75K DIN-Rail 277 Vac Single-Phase MOV 75 kA, UL 1449 5th Ed. Type 1 and Type 2, TAA I2R-75KS277](https://www.transtector.com/ac-surge-protector-spd-i2r-75k-din-i2r-75ks277-p.aspx)

URL: <https://www.transtector.com/ac-surge-protector-spd-i2r-75k-din-i2r-75ks277-p.aspx>

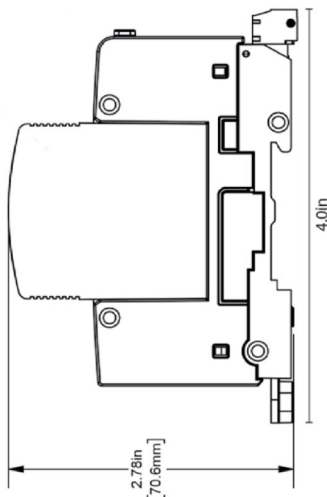
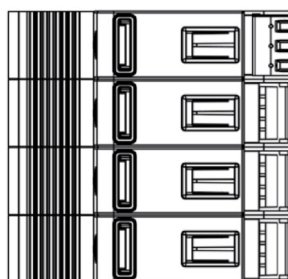
The information contained within this document is accurate to the best of our knowledge and representative of the part described herein. It may be necessary to make modifications to the part and/or the documentation of the part in order to implement improvements. Transtector reserves the right to make such changes as required. Unless otherwise stated, all specifications are nominal. Transtector does not make any representation or warranty regarding the suitability of the part described herein for any particular purpose, and Transtector does not assume liability arising out of the use of any part or document.

AC Surge Protector SPD I2R-75K DIN-Rail 277 Vac Single-Phase
MOV 75 kA, UL 1449 5th Ed. Type 1 and Type 2, TAA

Diagram illustrating the 3-Pos Screw Terminal for Remote Suppression Status Wiring. The diagram shows a DIN-foot for mounting, visual suppression status indicators, and a 3-pos screw terminal for remote suppression status wiring.



COMPRESSION LUGS - FOR SERVICE WIRING



UNLESS OTHERWISE SPECIFIED ALL DIMENSIONS ARE IN MILLIMETERS DIMENSIONS IN PARELLS ARE MILLIMETERS	TOLERANCES: X+/- .2 [.008] FRACTIONS XX+/- .01 [.25] 1/32 XXX+/- .005 [.13] ANGLES ± 1° ALL DIMENSIONS SHOWN ARE FOR REFERENCE ONLY.	 THIRD-ANGLE PROJECTION	 TRANSTECTOR 10701 AIRPORT ROAD, HAYDEN, ID, 83835 PHONE: 1.208.635.6000 1.800.882.9110 FAX: 1.208.955.2041 www.transtector.com e-mail: sales@transtector.com	THE INFORMATION AND DESIGN IN THIS DOCUMENT IS THE PROPERTY OF TRANSTECTOR CORPORATION ALL RIGHTS RESERVED
SIZE	CAGE	DRAWN BY	PART NUMBER	REV
A	309952	HMB	12R-75KS277	A
SCALE	1 OF 1	SHEET	NTS	NTS

THESE COMMODITIES, TECHNOLOGY OR SOFTWARE WERE EXPORTED FROM THE UNITED STATES IN ACCORDANCE WITH THE EXPORT ADMINISTRATION REGULATIONS. DIVERSION CONTRARY TO U.S. LAW PROHIBITED.